

# Timothy Times

A TCA Student Publication



January 6, 2012

Volume 1, Issue 2



Inside this issue:

## Christmas Concert

.....P.1

Mayor Big Wheel .....P.1

Miss Demby .....P.2

Aquarium Trip ..... P.2

Just Joking .....P.2

Preschool Concert .....P.3

Reindeer Trivia .....P.3

Craft Corner .....P.4

Thanksgiving Feast .....P.4

Star Party .....P.4

Recipe .....P.5

Third Grade .....P.6

Student Submissions ....P.7

OCC 2011 .....P.7

Funny Things Kids Say ..P.8

Preschool Doors .....P.8

NED Assembly .....P.8



## Greta's Mayor Big Wheel Interview

By Rachael Schloo & Cameron Jackson



**Q:** Mr. Mayor, Do you know anything about the coming king?

**A:** No, Greta, I don't think anyone knows about this king, but he must have high standards to choose our little town.

**Q:** Who do you think this king is?

**A:** I think this king is Elvis, my hero. Most people think he is dead, but he isn't—because who dies on a toilet?

**Q:** What is the town doing to get ready for the king's visit?

**A:** Well I am certainly helping out even though it isn't very easy to manage all these people. They all just follow my lead, and that is how it has always been.

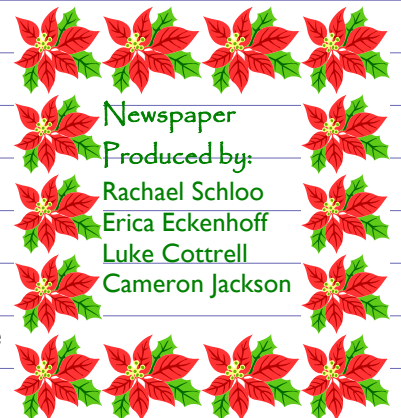
**Q:** Do you think the king will enjoy his stay?

**A:** Of course, our town is the best seeing that it has such a wonderful mayor who is

managing it all. Plus if it is Elvis, the king of rock and roll, I personally will make sure he has a great time. He will be begging to stay.

**Q:** Are you afraid that you'll lose your fame since a king is coming?

**A:** No, it will make me more popular because



Newspaper

Produced by:

Rachael Schloo

Erica Eckenhoff

Luke Cottrell

Cameron Jackson

(Continued on page 9)



Happy Birthday  
Miss Demby!

## Interview with Miss Demby, Vice Principal and Preschool Director

By Erica Eckenhoff

*What do you like about being a vice principal?*

I like helping the teachers work with all of the students. I also like to see the students progress. I like

being involved in the school—preschool -8<sup>th</sup> grade. I also like being involved with the parents of each of the students. In short, Miss Demby likes having fun with everyone.

*How would you describe yourself?*

Miss Demby describes her self as an energetic, easily bored, but committed person.

*What influenced you to choose education as a career?*

It started with Miss Demby working as a music therapist, and she stayed in this occupation for several years. Then she started teaching private lessons. Privately teaching then became her full time job at the time. She began to really

enjoy her self while doing this. That is how she got into the field of education. She still does musical therapy on the side and, for better or worse, she can't get away from it—it seems to be one of the things God has determined will stay a part of her life.

*What do you think it takes to be successful as an Assistant Principal?*

She said great communication skills are essential with students, staff, and parents. It also takes patience and understanding to know where all of the students are coming from and be able to determine the best response.

*What has been your most rewarding accomplishment in education, thus far?*

Main streaming and streamlining the preschool curriculum and then enhancing the music program to new heights have been significant accomplishments this year.

*Miss Demby, thank you for taking the time for this interview, in conclusion, is there anything else you want to share with our Timothy Times readers?*

Thank you to all of the students and staff for helping to make my birthday special.

Additionally, it has been and continues to be a lot of fun working with the students whether I'm in music, preschool, or any capacity.

## 1st & 2nd Grade Field Trip to the Aquarium



### JUST JOKING AROUND

By Luke Cottrell

**Why did the chicken cross the road?**

To get to the Christmas party!!

☺ Aaliyah

**What did the wasp say to the giant?**

Pick on someone your own size.

☺ Justin

**Why did Santa climb the chimney?**

He didn't have a sled!!!

☺ AJ

**Why did the fisher men bring a helicopter fishing?**

He wanted to catch a flying fish.

☺ Vincent

# Pictures from Preschool Concert Practices



Mr. Jones, representing a Revolutionary War soldier, is showing the 7-8<sup>th</sup> grade students how to clean a musket



## Reindeer Trivia By Erica Eckenhoff

- |  |   |
|--|---|
| <ol style="list-style-type: none"> <li>1. Please name all of Santa's Reindeer, as introduced in the 1823 poem, "A Visit from Saint Nicholas".</li> <li>2. Who is Rudolph's father?</li> <li>3. Including Rudolph, how many reindeer pull Santa's sleigh?</li> <li>4. In the movie <i>Rudolph the Red Nosed Reindeer</i>, which reindeer wants to play with Rudolph?</li> </ol> | <ol style="list-style-type: none"> <li>5. What do we call reindeer when seen in the US and not leading Santa's sleigh?</li> <li>6. What is the name of the young doe (female reindeer) that Rudolph likes in <i>Rudolph the Red Nosed Reindeer</i>?</li> <li>7. Which elf runs away with Rudolph, in <i>Rudolph the Red Nosed Reindeer</i>?</li> <li>8. True or False, Arctic Reindeer are as common as squirrels in NJ.</li> </ol> |
|--|---|



Answers on page 6



# CRAFT CORNER: Pom-Pom Snowman Figurine

## Make a fuzzy snowman from pom-poms for a cute table display



### Materials:

- Pom-pom maker
- Wool yarn: white
- Waxed twine
- Crafts glue
- 3-inch-diameter wood disk
- Wool felt: red and white
- Pinking shears
- Acrylic paints: cream
- Mica flakes
- Glass beads: black
- Felting needle
- Wool roving: orange and red
- Scallop decorative-edge scissors
- Tiny silk flower
- Two thin twigs
- Glitter: red

### Instructions:

1. Using a pom-pom maker and white

yarn, make three dense pom-poms, tying each pom-pom with waxed twine. Trim pom-poms in graduating sizes.

2. With sharp scissors, trim the tops and bottoms of the two largest balls to make flat areas. On remaining ball (head), trim flat area on the bottom. Glue pom-poms together to make the snowman.

3. Using wood disk as a template, trace a circle onto red felt. Using pinking shears, cut out a red felt circle slightly larger than traced circle. Using pinking shears, cut of a white felt circle slightly larger than the red felt circle.

4. Paint wood dish cream.

By Rachael Schloo

When dry, cover top of disk with glue and sprinkle with mica flakes. Glue felt circles and disk together and glue snowman on top.

5. Glue black beads to head pom-pom for eyes. Needle-felt a small amount of orange wool roving to make carrot nose. Glue in place.

6. Needle-felt red wool roving to make two 3/4-inch balls. Cut balls in half (one half is usually bigger than the other). Choose matching halves for earmuffs. Using scallop decorative-

(Continued on page 10)

## Thanksgiving Feast

The Thanksgiving feast featured several poems by Mrs. Gardner's Kindergarten class, followed by the song *Give Thanks with a Grateful Heart* and prayer. The students enjoyed the kid-friendly Thanks-

(Continued on page 5)



Picture not available



## December 2nd Star Party

The students in 6th-8th grade are studying our solar system and the Heavens above. Mrs. Burdick explained, "We are learning how omniscient and omnipotent God is through the study of the planets, the stars, the sun, and his placement of all

of them in the sky."

In order for the students to get some form of hands-on experience, the Willingboro Astronomical Society came to TCA on Friday from 6-9 pm.

Mrs. Burdick expressed her excitement about this event since it has such great potential to make the heavenly studies come alive to the students. "It also helps us realize how great our God really is. The students in the 6-8th grades will be observing the stars and planets as part of their lab grade."

Here is a list of the celestial objects they saw through the telescopes:

- ★ M57 Ring nebula (This is the only object that will be setting)
- ★ Jupiter and its moons
- ★ NGC 457 ET CLUSTER
- ★ M31 Andromeda Galaxy
- ★ M45 Seven sisters
- ★ Montes Apennines (Lunar Mountain Range)
- ★ Double Clusters
- ★ Polaris
- ★ Alpha Perse Association
- ★ M38

And, least importantly, hotdogs and marshmallow s'mores were enjoyed by all!



# RECIPE: Peppermint Cream Bites

By Rachael Schloo

Makes: 30 round bites  
Prep: 20 minutes  
Freeze: 45 minutes  
Bake: 8 minutes

### Ingredients

- \* 1-1/2 cups crushed chocolate sandwich cookies with white filling (about 15 cookies)
- \* 3 tablespoons butter, melted
- \* 2 cups powdered sugar
- \* 2 tablespoons butter, softened
- \* 2 tablespoons milk
- \* 1 teaspoon peppermint extract
- \* 6 ounces bittersweet chocolate baking bar, chopped
- \* 2 teaspoons shortening

-inch baking pan with foil, extending foil over the pan edges; set aside. In a medium bowl, combine crushed cookies and melted butter. Press mixture into the bottom of prepared pan. Bake in the preheated oven for 8 minutes. Cool slightly in pan on a wire rack.

Meanwhile, combine powdered sugar and softened butter in a food processor. Cover and process until butter is evenly distributed. With processor running, add milk and peppermint extract to make a paste. Spread peppermint mixture evenly over the prepared crust. Put in freezer for 45 minutes.

combine chopped chocolate and shortening. Microwave on 100 percent power (high) for 1 minute or until chocolate is melted, stirring once. Let chocolate cool 15 minutes.

Pour chocolate over mint layer and spread evenly. Using the edges of the foil, lift the uncut bars out of the pan. Use a 1-1/2-inch round cookie cutter to cut mixture into rounds, or cut mixture into squares. Makes 30 round bites

To help push the cookie cutter through the mixture, press the top of the cookie cutter with the bottom of a measuring cup.

### Directions

Preheat oven to 350°F. Line an 8x8x2

In a medium microwave-safe bowl,

*(Continued on page 10)*

## Thanksgiving Feast



*(Continued from page 4)*

giving Feast of chicken nuggets, mashed potatoes, corn, applesauce and macaroni and cheese. This meal was rounded out by colorful cupcake desserts.




We wish the TCA families a blessed holiday and we are thankful to share this school year with all of you.

Picture not available



# 3rd Grade




Picture not available

Picture not available

Picture not available



Picture not available



Picture not available



Picture not available



Picture not available



Picture not available



Picture not available



Picture not available



Picture not available



# Funny Things TCA Students Say!

Asked of a Fawn, What class are you in? "I'm a Rudolph!"

While interviewing Kindergarten students about what their parents do at work, one student replied "My dad looks around at work. He waves to his friends and says 'hi!'"

When a staff member told the students that she is a mom, which is how she knows they should eat the sandwiches first, one Kindergartener replied "No you're not, yous a grand-mom."

"Are you cute?", "No, I'm handsome."  
Pre K

"I went to sit in my chair but my chair wasn't where I was" Kindergartener

"I'll warn you now, I have a drinking problem...so I'll need to use the water fountain a lot." Kindergartener

"What grade are you in?, "I'm not in any grade; I'm in Kindergarten."

A Pre K student sang the *Hallelujah* portion of the song *Our God Reigns* as, "Glory, Glory, How you doing?"

When a staff member reminded this elementary student, "You need to learn how to tie your shoes. What are you gonna' do when your kids need to tie their shoes?," he replied "Tell their mother"

"I'm really scared to tell you something..." "What?" "I really want to kiss you and marry you." Pre K

# Preschool is Welcoming Christmas



Sara is honored for the "best answer".

# NED and Yo Yos for K-5th students


On December 1st, Pre-K through 8th grade participated in 'The NED Show', a fun motivational assembly. Amanda, the presenter, demonstrated many yo-yo tricks while she introduced the character 'NED' to the students. She also challenged students to follow the NED way - to Never

give up, to Encourage others, and to Do your best!

Students were excited to have the opportunity to purchase their very own yo-yo — the 'NED Yo', the Cosmic Spin, or the Boomerang!

We pray that the positive message of NED coupled with the biblical principles reinforced at school will resonate in the lives of the students.

For more information please see their website:  
<http://www.thenedshow.com/>



# Photos from the Christmas Concert Practices



The Christmas Program was wonderful this year. The beginner and intermediate bands got the night started strong and the K-2 Choir stole the show! "A King is Coming to Town" was a smashing success as well!

Of course, we give all the praise and honor to the Lord!

We Wish you a Merry Christmas and a Happy New Year!!



Picture not available



Picture not available



Picture not available



Picture not available

(Continued from page 1)

all I have to do is say I planned for the king to come to our town. I would be a hero, not that I'm not already. Anyway, you know how it is, people aren't popular, and then they are, but then they're not again. Not that I've ever had experience with that because I've always been

popular, but that is what I've heard. Q: *What makes you think you're so popular?* A: I don't think, I am popular and always have been. There shouldn't be any doubts about it. I am in and everyone else is out, that's business. The king and I will be the thing instead of just me. It will be a little relieving because all cameras are always pointed at me,

and it is tough always being the thing. It is even harder trying to stay in, but Greta, you must realize I am the only one who could possibly manage it.

*Thank you Mayor for your time and I look forward to reporting on the social event of the year when you welcome the King!*

Phone: 609-261-9578

We're on the Web:

<http://www.tcaschool.com/>

E-Mail: [office@tcaschool.com](mailto:office@tcaschool.com)

## ADVERTISEMENTS & ANNOUNCEMENTS

**STUDENTS** Please talk with us if you have any poems or articles you want in the newspaper—we are accepting article submissions for 2012!

The 7th and 8th grade class bake sales have begun—look for us in the APR on the first Friday of each month.

Preschool Christmas Concert December 23 9:30 am

School resumes Tuesday, January 3, 2012

Open House for Preschool - 8th grade prospective families will be held the 1st and 3rd Thursday of every month at 10:00 am beginning January 5th.

DARE program to start at TCA in January

Popular children's author Dr. David Mercaldo is coming January 10 to TCA for a special K-5th assembly. His books will also be available and signed by the author on that day (\$10/copy).

6th-8th grade Mid Terms January 17- 20

2nd Marking Period Report Cards Issued Friday, January 27

3rd-8th grade ACSI Geography Bee Thursday, February 2

Middle School TCA Science Fair Tuesday, February 28

6th-8th Grade ACSI Science Fair Monday, March 5

3rd-8th Grade ACSI Math Olympics Thursday, March 8

Timothy Christian Academy's goal is to be an educational community which is Christ-centered in content, approach, and administration. TCA is dedicated to providing children a quality education. Emphasis is placed upon teaching students how to think and how to learn, preparing them for a breadth of secondary educational and vocational experiences.

The mission of Timothy Christian Academy is to provide a high quality education in both spiritual and academic areas. We believe that a truly educated person is one who knows Christ as Savior and Lord, and thus is led by the Holy Spirit in the process of learning. Our students develop a well-rounded Christ-centered view of themselves and the world.

A properly educated student has also developed knowledge and skills suitable for ministering to others and enabling them to successfully carry on a vocation. The student will value continued spiritual, social, mental and physical development as a part of living. The student's chief aim will be to glorify God.

**I Timothy 4:12** - "Let no one look down on your youthfulness, but rather in speech, conduct, love, faith and purity, show yourself an example of those who believe."

(Continued from page 5)

To Store: Place peppermint bites in a single layer in an airtight container; cover. Store in the refrigerator for up to 2 weeks or freeze for up to 3 months.

<http://www.bhg.com/recipe/bars/peppermint-cream-bites/>



(Continued from page 4)

edge scissors, cut a headband from red felt. Glue headband and earmuff halves to head.

7. Cut a 5 8x10-inch strip from red felt for scarf. Fringe the ends. Wrap and glue scarf around neck. Apply glue over silk flower and sprinkle with mica flakes. Glue flower to scarf.

8. For arms, apply glue to twigs and sprinkle with red glitter. Glue arms into middle pom-pom.

<http://www.bhg.com/christmas/crafts/pom-pom-snowman-figurine/>

